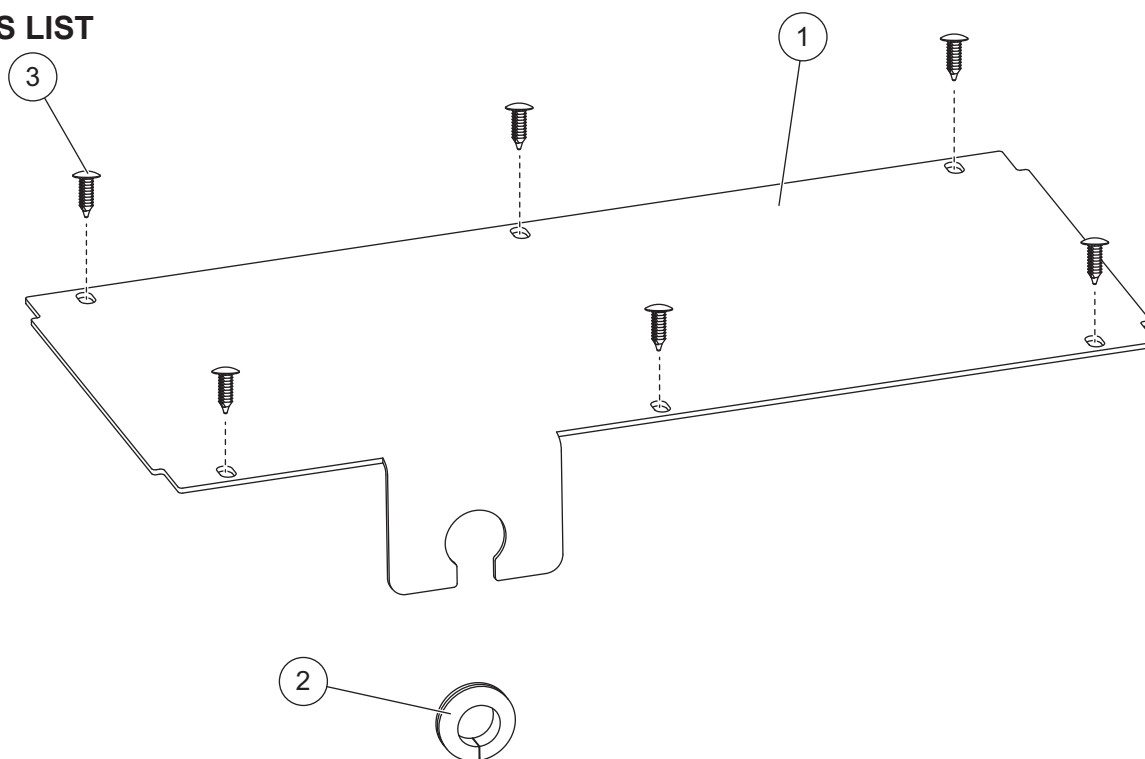


Transmission Enclosure Cover Kit

PARTS LIST



57104 Transmission Enclosure Cover Kit					
Item	Qty	Description	Item	Qty	Description
1	1	Enclosure Cover	3	6	1/4 x 3/4 x 1/2 Push Retainer Black Nylon
2	1	5/8 ID Grommet			

⚠ WARNING

Do not exceed GVWR or GAWR, including blade and ballast. The rating label is found on the driver-side vehicle door cornerpost.

⚠ CAUTION

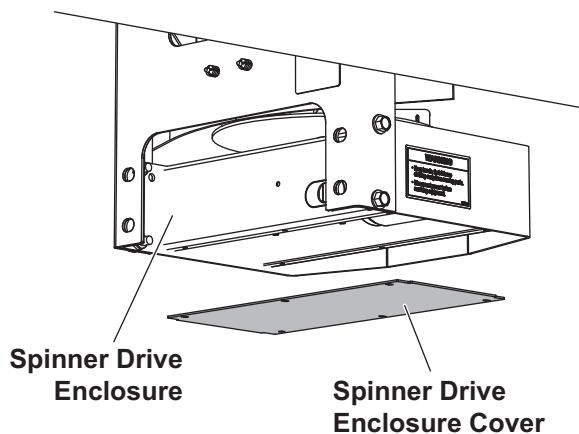
Use standard methods and practices when attaching spreader and installing accessories, including proper personal protective safety equipment.

⚠ CAUTION

Read this document before installing the transmission enclosure cover kit.

INSTALLATION INSTRUCTIONS

1. Park the vehicle on a smooth, level, hard surface, such as concrete. Turn the vehicle ignition to the "OFF" position and remove the key.
2. Disconnect the main spreader harness from the vehicle harness.
3. Remove the spreader from the vehicle.
4. Remove the spinner drive enclosure cover and discard.

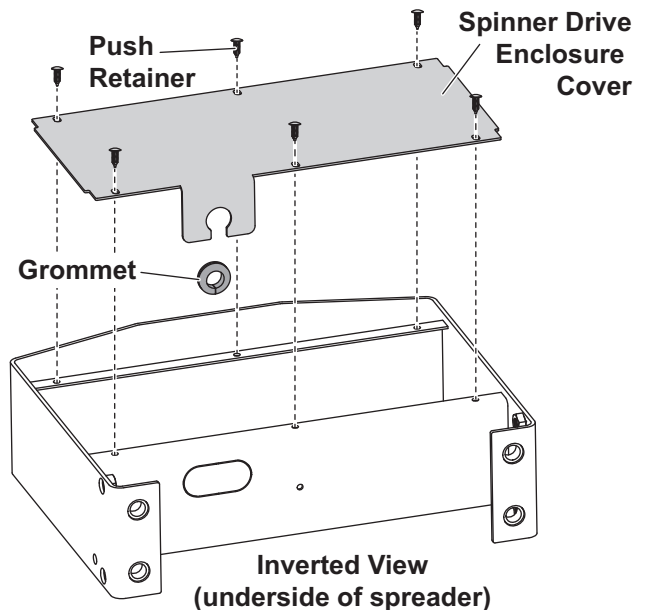


5. Remove and clean off all salt from the enclosure.

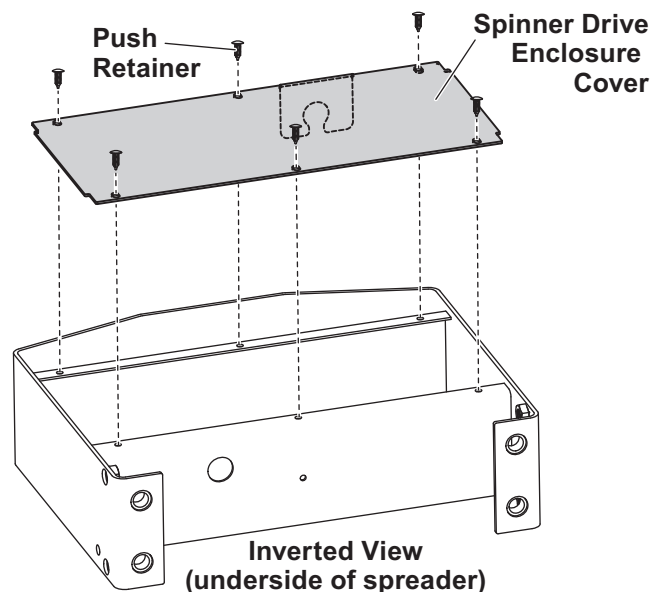
NOTE: Use dielectric grease on all electrical connections.

6. If using accessories, use a zip tie to secure together all harnesses that are routed through the enclosure.
7. Attach the new spinner drive enclosure cover using the supplied push retainers.

- a. **If the harness opening is oval:** Use the supplied grommet and attach the spinner drive enclosure cover as shown below.



- b. **If the harness opening is round:** Attach the spinner drive enclosure cover as shown below. The grommet is not required.



The company reserves the right under its product improvement policy to change construction or design details and furnish equipment when so altered without reference to illustrations or specifications used. This equipment manufacturer or the vehicle manufacturer may require or recommend optional equipment for spreaders. Do not exceed vehicle ratings with a spreader. The company offers a limited warranty for all spreaders and accessories. See separately printed page for this important information.

Printed in U.S.A.