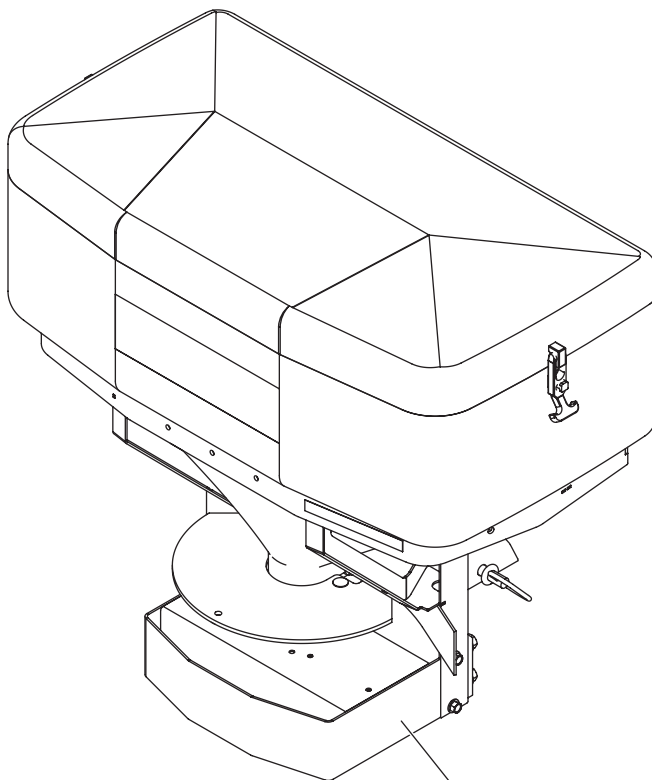


INSTALLATION INSTRUCTIONS

The spinner enclosure kit can be used on a variety of spreaders. Spreaders that do not use a module require push retainers to keep salt and water out of the enclosure.

For tailgate spreaders that do not use a module:

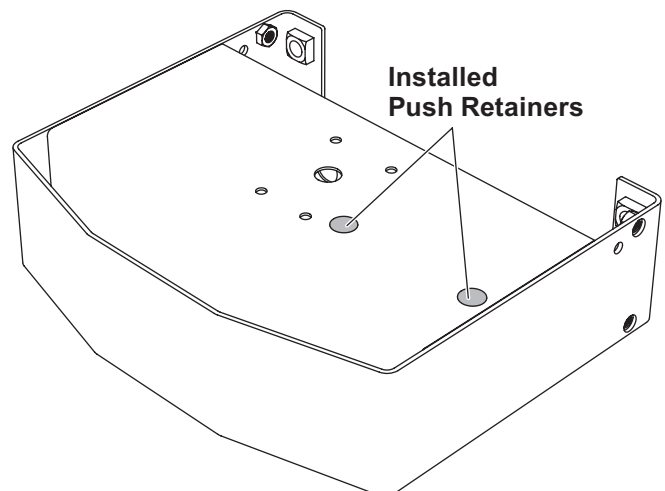
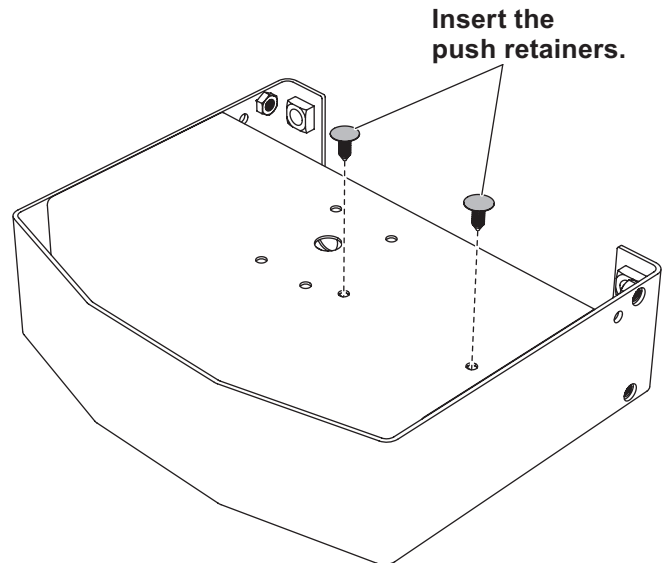
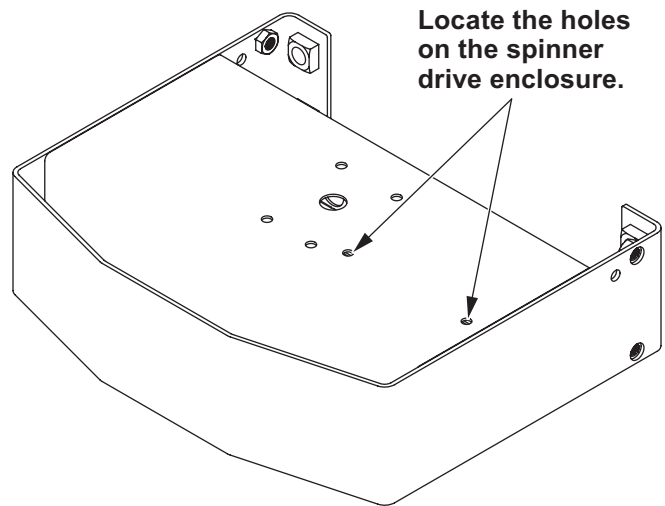
1. Locate the spinner drive enclosure near the bottom of the spreader.



Spinner Drive Enclosure

2. Locate the holes on the spinner drive enclosure and insert the push retainers (PN 83979).

NOTE: For tailgate spreaders that use a module, these holes are used for module bolts.



Copyright © 2017 Douglas Dynamics, LLC. All rights reserved. This material may not be reproduced or copied, in whole or in part, in any printed, mechanical, electronic, film or other distribution and storage media, without the written consent of the company. Authorization to photocopy items for internal or personal use by the company's outlets or snowplow owner is granted.

The company reserves the right under its product improvement policy to change construction or design details and furnish equipment when so altered without reference to illustrations or specifications used. This equipment manufacturer or the vehicle manufacturer may require or recommend optional equipment for snow removal. Do not exceed vehicle ratings with a snowplow. The company offers a limited warranty for all snowplows and accessories. See separately printed page for this important information.

Printed in U.S.A.
